

specifications

The Compact Digital Alarm system shall be an Amico Alert-2 Series, complete with a five-year warranty.

Each module of the Compact Alarm shall be microprocessor based with individual microprocessors on each display and sensor board. The sensors shall be capable of local (in box) or remote mounting. Each sensor and display unit shall be gas specific, with an error message display for an incorrect connection.

Each display module shall have 2 displays and up to 6 modules can be accommodated per standard box for a total of 12 gases.

Each specific Area service for the Compact Alarm shall be provided with an LED digital read-out comprising of 0-250psi [0-1,724 kPa] for pressure and 0-30"Hg [-100-0 HgkPa] for vacuum. The digital read-out shall provide a constant indication of each service being measured. It will indicate a green "NORMAL" and a red "HIGH" or "LOW" alarm condition. If an alarm occurs, the "RED" alarm light shall flash and the audible alarm will sound. Pushing the "ALARM MUTE" button will cancel the audible alarm, but the unit will remain in the alarm condition until the problem is rectified.

The default set point on the Compact Alarm shall be +/-20% variation from normal condition. In the calibration mode the following parameters shall be field adjustable: High/Low set-points, Imperial/Metric units, Repeat alarm Enable/Disable. Set points shall be adjustable by two on board push buttons.


Each Compact Alarm module shall be microprocessor based and be field adjustable.

A repeat alarm function shall, when enabled on the Compact Alarm, be capable of turning on the buzzer again (after a preset time) if the fault condition has not been rectified.

The box shall be fabricated from 18 gauge [1.3 mm] steel with 1/4" [6.4 mm] I.D. type "K" copper pipe for connection to the service line. The box mounting brackets shall be adjustable to accommodate for different wall thickness.

Input power to the Amico Alert-2 alarm is: 115 VAC to 220 VAC, 50 to 60 HZ. Amico products comply with NFPA-99.

The alarm is UL listed to U.S. and Canadian safety standards.

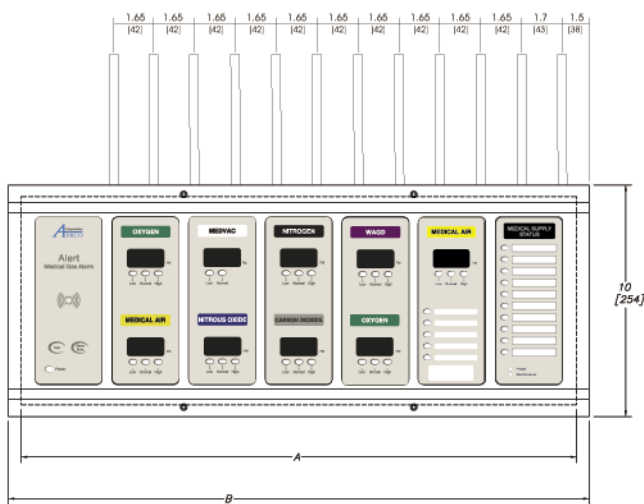


features

- ▶ Digital sensors can be mounted locally or remotely utilizing twisted pair wiring up to 5,000 ft. [1,524 m]
- ▶ True digital LED read-out with red "alarm", normal green trend indicator for each service
- ▶ Illuminated LED display readable even in poor lighting conditions
- ▶ Psi, kPa or BAR read-out (switch selected)
- ▶ High/low alarm set-points are field adjustable for each gas service
- ▶ Repeat alarm, adjustable 1 to 60 minutes or off
- ▶ Gas specific sensor with DISS nut and nipple. Display module with an error message for incorrect sensor to display connection
- ▶ Up to 12 gases in a standard configuration
- ▶ Alarm buzzer in excess of 90 decibels
- ▶ Individual microprocessor for each display and sensor module
- ▶ All modules mounted on a hinged frame for easy accessibility
- ▶ Dry contacts for remote monitoring of high and low alarms and the distance between the master module and source equipment can be up to 10,000 ft. (3,000 m)

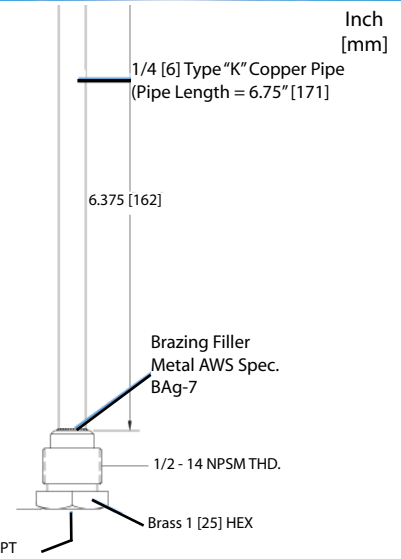
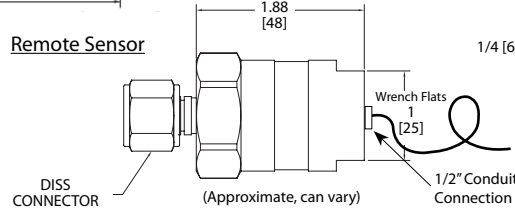
project

compact alarm



Number of Display Modules	A	B	Gang
1 module	7 (178)	8 (203)	2
From 1 to 2 modules	11 (272)	12 (305)	3
From 1 to 3 modules	14 (356)	15 (381)	4
From 1 to 4 modules	17 (439)	18 (465)	5
From 1 to 6 modules	24 (610)	25 (635)	7

Remote Sensor



NOTE: DISS Demand check valves by 1/4" NPT, supplied with each remote sensor.



1 module =
A2AL-E-3
2 gang back box



3 modules =
A2AL-E-333
4 gang back box



1 module =
A2AL-E-3
3 gang back box



4 modules =
A2AL-E-3333
5 gang back box




2 modules =
A2AL-E-33
3 gang back box




4 modules =
A2AL-E-3333
7 gang back box



1 module =
A2AL-E-3
4 gang back box



5 modules =
A2AL-E-33333
7 gang back box



2 modules =
A2AL-E-33
4 gang back box



6 modules =
A2AL-E-333333
7 gang back box

model numbers

A2AL-E-3333

L = local (in box) sensors
R = remote sensors
C = conversion sensors

The number of the digit 3 defines the number of gases:

- 3 = 2 Gases
- 33 = 4 Gases
- 333 = 6 Gases
- 3333 = 8 Gases
- 33333 = 10 Gases
- 333333 = 12 Gases

U = English (NFPA)
E = English (CSA)
F = French (CSA)
S = Spanish (NFPA)

The types of Gas available:

- Oxygen = O
- Medical Air = A
- MedVac = V
- Nitrous Oxide = 2
- Nitrogen = N
- Carbon Dioxide = C
- WAGD = W
- AGSS = E
- 2 in 1 Module = 1
- Master Module = 10

NOTE: Please specify the exact order in which you would like the gases to appear (ie: at the top & bottom of each module).

Example: 6 Gases, English CSA, Local pressure sensors, Oxygen, Medical Air, MedVac, Nitrous Oxide, Nitrogen, Carbon Dioxide = A2AL-E-333 (O, A, V, 2, N, C)

NOTE: Please specify the gang back box on each alarm.

represented by: